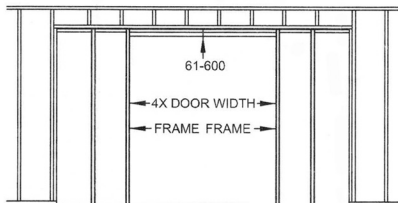


Hillaldam Coburn Ltd.  
 Unit 16 Merton Industrial Park  
 Lee Road  
 London SW193HX UK  
 Phone (44) 020 8545 6680  
 Fax (44) 020 8545 6720  
 www.coburn.co.uk  
 sales@hillaldam.co.uk

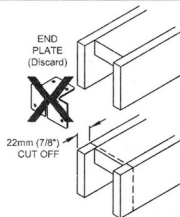
# COBURN SLIDING SYSTEMS

FOR JOINING TWO  
 COBURN H30 or H36  
 HIDEAWAY POCKET  
 DOOR FRAMES

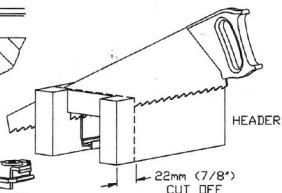
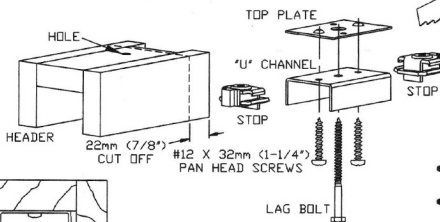
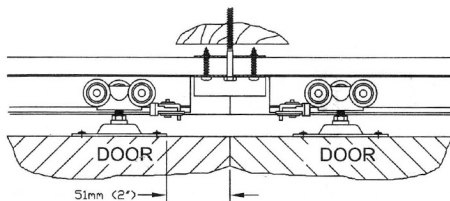
## 61-600 HIDEAWAY JOINTING KIT



ROUGH OPENING WIDTH IS FOUR TIMES DOOR WIDTH



- Remove and discard end plates from "door opening" end of each header.
- Cut 22mm (7/8") from length of each header (wood part only) where discarded end plates had been located. Cut ends square to keep header straight when joined.



Butt cut ends together and insert "U" channel, aligning cut ends of headers with center mark stamped in channel. Using channel as guide, drill two 4.7mm (3/16") holes through headers at outer channel holes. Insert screws through

- these holes and into top plate on top of header. Tighten, forming a one-piece header.
- Drill a 6.3mm (1/4") hole at channel center where header ends meet to enable the lag screw to be fastened into rough header for increased center support.
- Insert stops into track and leave loose until doors are hung, then tighten. Proceed with regular frame assembly instructions.

